

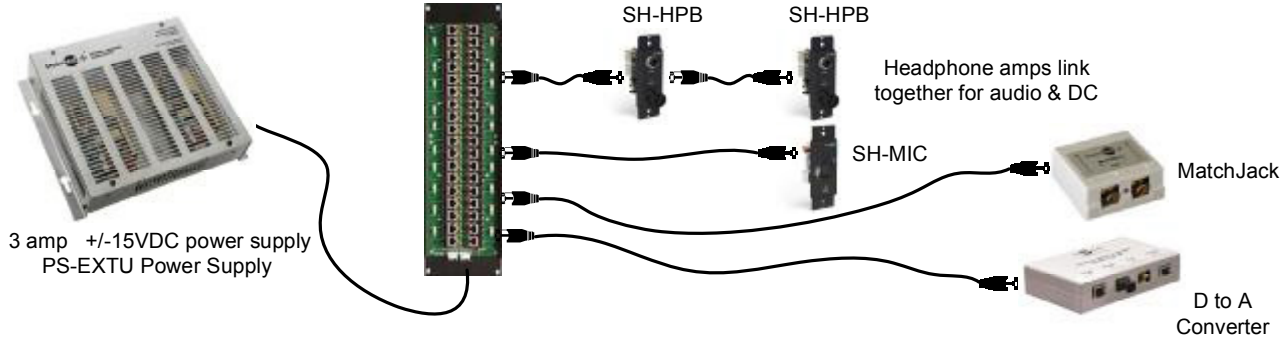
How to Power StudioHub+

Many StudioHub+ devices are active and are powered by +/- 15vDC. Power can be supplied via the StudioHub+ "DC-Link" system that uses CAT-5 pair #4 (White/Brown) for power, or power can be supplied via a separate "wall-wart" or desk-top power supply.

See Current Consumption chart to determine how many devices can be powered with different systems.

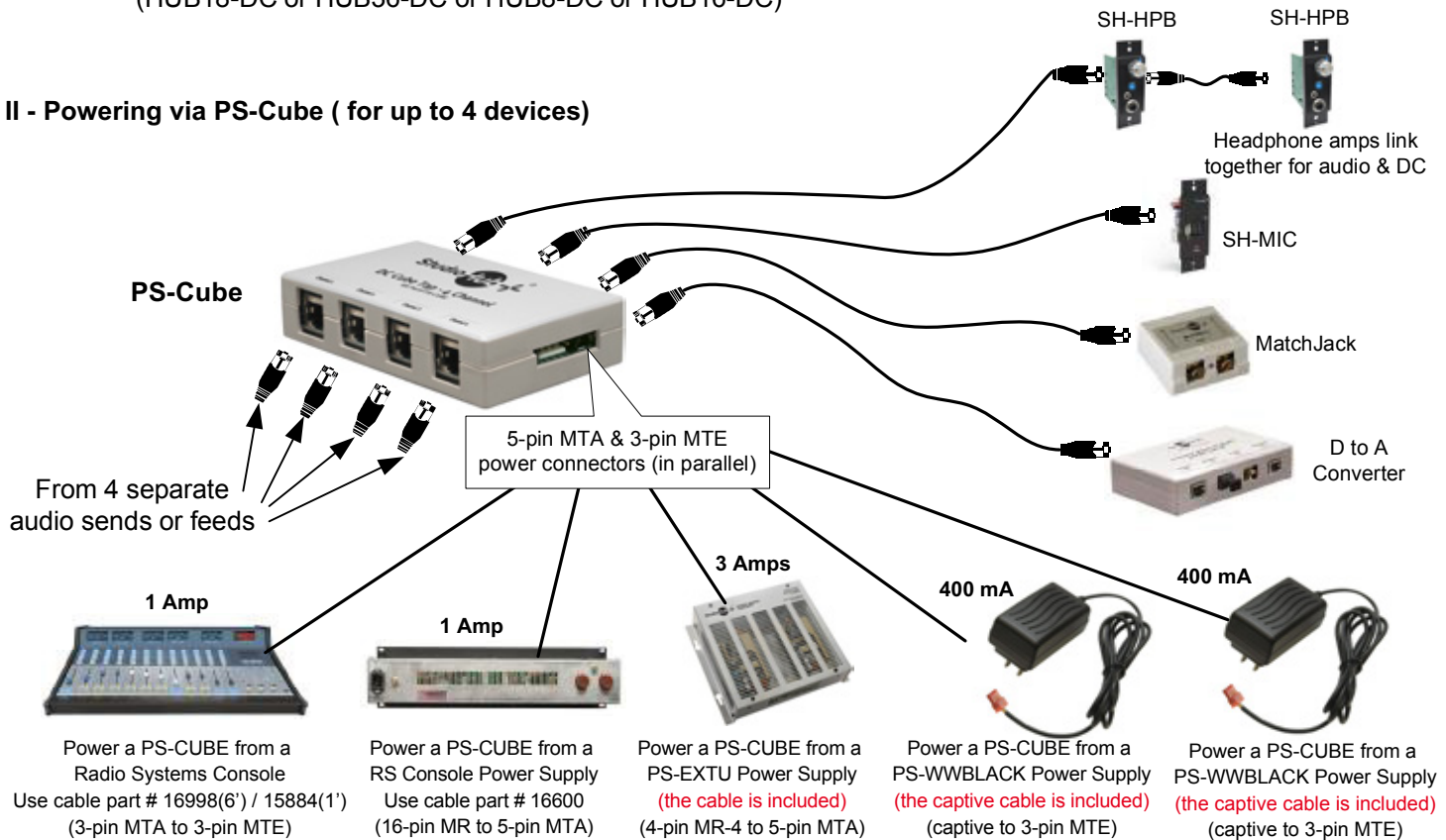
NOTE – As of September, 2010 - all power supplies shown are Universal Voltage Switching Supplies and accept from 90 to 250VAC input.

I- Powering via Hub (for up to 16 devices)



Use any Hub in which the model number ends in "DC"
(HUB18-DC or HUB36-DC or HUB8-DC or HUB16-DC)


II - Powering via PS-Cube (for up to 4 devices)



III- Powering via "Wall Wart" or Desk-Top Power Supply

NOTE- all power supplies shown are Universal Voltage switching supplies and accept from 100 to 240VAC input power.

Power an individual or multiple MatchJack or Panel from a PS-WWWhite Power Supply
(the captive 3-pin to MTA cables included)



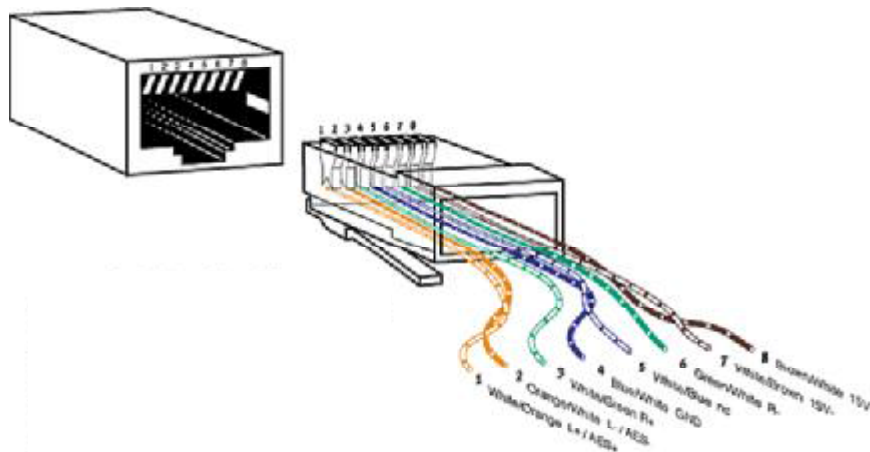
NOTE- If removeable IEC power cord is required, order Part # PS-WWEXPORT

Headphone amps link together for audio & DC.
Power up to 5 headphone amps from one PS-WWBLACK.

Current consumption for each StudioHub+ active device is charted below. Refer to this list when calculating the total number of devices that can be run on any individual power supply

Part #	Description	Current
MJ-OUT	Analog MatchJack Out (IHF to Pro)	75ma
MJ-IN	Analog MatchJack In (Pro to IHF)	35ma
MJ-SPDIF	MatchJack In (S/PDIF and Optical to AES)	100ma
MJ-AD	Digital MatchJack A to D	150ma
MJ-DA	Digital MatchJack D to A	150ma
MJ-DDA	Digital MatchJack Distribution Amplifier	165ma*
SH-DUALMATCH	Dual Match Panel	100ma
SH-HPB	Headphone Panel	50ma
SH-HPDUAL	Dual Headphone Panel	100ma
SH-MATCHPANEL	Dual MatchJack IN/OUT Panel	100ma
SH-MIC	Mic Pre-Amp Panel	55ma
SH-MIXER	3 Input Stereo Mixer with mix-minus	125ma
SH-AMPSPKR	Monitor Amp Panel (w/ Speaker)	140ma
SH-LEVEL	Monitor Panel	145ma
SH-VUV	Dual VU Meter Panel	150ma
SH-LCDV	LCD Display Panel	75ma
DA6-DC	DA Hub (Single)	575ma
SUM4-DC	Combiner Hub (Single)	175ma

* Powered via 9v DC (single ended) wall wart or +15VDC StudioHub+ "DC-Link" power



StudioHub+ Pinout Chart

<u>Channel</u>	<u>Color Pair</u>	<u>RJ-45 Pin</u>	<u>110 Pin</u>
L+ / AES +	Wht/Org	1	3
L- / AES -	Org/Wht	2	4
R+	Wht/Grn	3	5
R-	Grn/Wht	6	6
nc	Wht/Blu	5	1
GND	Blu/Wht	4	2
15V-	Wht/Brn	7	7
15V+	Brn/Wht	8	8
Shield	Wht/Slt	Shield	9
Shield	Slt/Wht	Shield	10