

Axia comes pre-equipped with RJ-45 connectors pinned-out to the StudioHub+ audio standard. To benefit fully from StudioHub+ plug-n-play connectivity, select from these pre-made cables, adapters and Hubs.

StudioHub+ Solutions for Telos / Axia

This page features the StudioHub+ items custom made for Axia as well as the most popular StudioHub+ solutions for all your studio wiring. For the complete line of StudioHub+ solutions with hundreds of other wiring products, see <http://www.studiohub.com>

To wire Axia with StudioHub+ →



TELOS / AXIA AUDIO NODES



Axia Analog Line Node (rear)
(8 analog audio inputs and outputs on RJ-45's)



Axia AES/EBU Digital Audio Node (rear)
(8 digital audio inputs and outputs on RJ-45's)



Axia Microphone Node (rear)
(8 mic inputs on RJ-45's and XLR's)



Axia Router Selector Node (rear)
(1 analog & digital input and 1 analog & digital output on RJ-45's and XLR's)



Axia GPIO Node or Studio Engine (rear)
(Element console GPIO module requires the same connectivity)



STEP-1 ←

Select separate various length CAT-5 shielded patch cords and XLR and TRS adapters to wire directly to source gear



CAT-5 Patch Cable

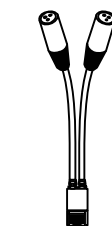
Note - select appropriate length cable for each audio input or output and connect to gear or StudioHub+ plate directly, via a connector adapter (below) or via a Hub.

Cable Length

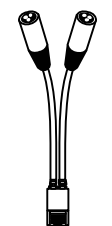
- RJ-45 Patch Cable - 1'
- RJ-45 Patch Cable - 2'
- RJ-45 Patch Cable - 3'
- RJ-45 Patch Cable - 5'
- RJ-45 Patch Cable - 7'
- RJ-45 Patch Cable - 10'
- RJ-45 Patch Cable - 12'
- RJ-45 Patch Cable - 15'
- RJ-45 Patch Cable - 20'
- RJ-45 Patch Cable - 25'
- RJ-45 Patch Cable - 35'
- RJ-45 Patch Cable - 50'
- RJ-45 Patch Cable - 75'
- RJ-45 Patch Cable - 100'
- RJ-45 Patch Cable - 125'
- RJ-45 Patch Cable - 150'

Part

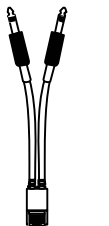
- Patch-1
- Patch-2
- Patch-3
- Patch-5
- Patch-7
- Patch-10
- Patch-12
- Patch-15
- Patch-20
- Patch-25
- Patch-35
- Patch-50
- Patch-75
- Patch-100
- Patch-125
- Patch-150



XLR Female Adapter
ADAPT-XLRF



XLR Male Adapter
ADAPT-XLRM



TRS Male Adapter
ADAPT-TRS

OR → STEP-2

Select a cable/adapter package for each node, or larger packages of just cables or adapters

AXIA Node Kit
w/ 16 Adapters and Patch Cords
PATCH-KITMN
8 each - RJ-45 to XLR/F adapters and XLRM adapters
16 - 7' Patch Cables



Mini Patch Cable Kit
w/ 20 Patch Cables
PATCH-KITMN
1 each - 1', 2', 3', 20', 25' Patch Cables
3 each - 5', 7', 10', 12', 15' Patch Cables

Small Patch Cable Kit
w/ 35 Patch Cables
PATCH-KITSM
2 each - 1', 2', 3', 20', 25' Patch Cables
5 each - 5', 7', 10', 12', 15' Patch Cables

Medium Patch Cable Kit
w/ 55 Patch Cables
PATCH-KITMD
3 each - 1', 2', 3', 20', 25' Patch Cables
8 each - 5', 7', 10', 12', 15' Patch Cables

Large Patch Cable Kit
w/ 75 Patch Cables
PATCH-KITLG
5 each - 1', 2', 3', 20', 25' Patch Cables
10 each - 5', 7', 10', 12', 15' Patch Cables



Mini Adapter Kit
w/ 20 Adapters
ADAPT-KITMN
5 each - RJ-45 to XLR/F adapters and XLRM adapters
5 each - 1/4" TRS and bare end adapters

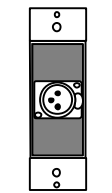
Small Adapter Kit
w/ 40 Adapters
ADAPT-KITSM
10 each - RJ-45 to XLR/F adapters and XLRM adapters
10 each - 1/4" TRS and bare end adapters

Medium Adapter Kit
w/ 60 Adapters
ADAPT-KITMD
15 each - RJ-45 to XLR/F adapters and XLRM adapters
15 each - 1/4" TRS and bare end adapters

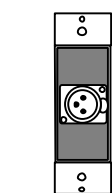
Large Adapter Kit
w/ 80 Adapters
ADAPT-KITSM
20 each - RJ-45 to XLR/F adapters and XLRM adapters
20 each - 1/4" TRS and bare end adapters

STEP-3

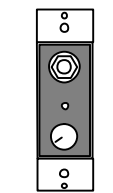
Select various connector plates and MatchJack in-line amplifiers to interface to source gear



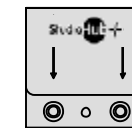
XLR Female Mic Jack (passive)
p/n SH-1XLRF



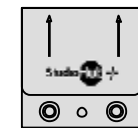
XLR Female Mic Pre-Amp (powered)
p/n SH-MIC



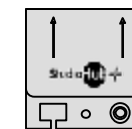
Head Phone Amp (powered)
p/n SH-HP



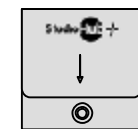
MatchJack Pre-Amp In (powered)
p/n MJ-IN



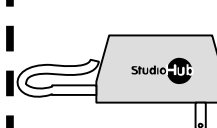
MatchJack Pre-Amp Out (powered)
p/n MJ-OUT



MatchJack S/PDIF to AES/EBU Converter (powered)
p/n MJ-SPDIFIN



MatchJack AES/EBU to S/PDIF Converter (passive)
p/n MJ-SPDIFOUT



Wall Wart External Power Supply
p/n PS-WW

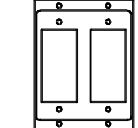


Plate Table "Well" Mounts
p/n SH-WELL1 (single)
p/n SH-WELL2 (dual)
p/n SH-WELL3 (triple)
p/n SH-WELL4 (quad)

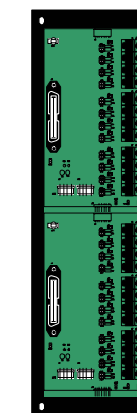


StudioHub+ External Power Supply
p/n PS-EXT

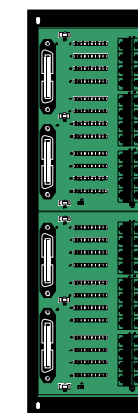
Use 1 wall wart supply per powered peripheral or power all peripherals centrally by using Hubs and an external power supply

STEP-4 (optional)

Add Tie-Hubs and 25-pair CAT-5 cables to extend analog and digital audio signals to other studios or master control



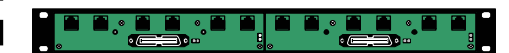
24 Channel Tie-Line Hub 4-wire w/DC Link
p/n TIE24-4 DC



24 Channel Tie-Line Hub 8-wire w/110 Blocks
p/n TIE24-8



6 Channel Mini Tie-Line Hub / 8-wire
p/n MINITIE6-8



12 Channel Mini Tie-Line Hub / 4-wire
p/n MINITIE12-4

Note - all Tie-Hubs are available with 4-wire (2 pair) or 8-wire (4 pair) connectivity and in full (24 channel) or half (12 channel) sizing



CAT-5 25 Pair Tie-Line

Cable Length

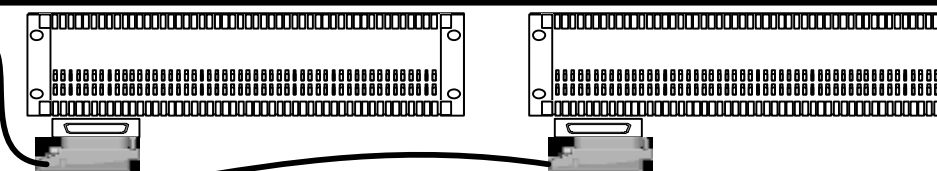
- RJ-21 Cable - 10'
- RJ-21 Cable - 15'
- RJ-21 Cable - 25'
- RJ-21 Cable - 50'
- RJ-21 Cable - 100'
- RJ-21 Cable - 150'
- RJ-21 Cable - 200'
- RJ-21 Cable - 250'

Part

- RJ21TIE-10
- RJ21TIE-15
- RJ21TIE-25
- RJ21TIE-50
- RJ21TIE-100
- RJ21TIE-150
- RJ21TIE-200
- RJ21TIE-250

SH+ 4 DB-15M to RJ-21M GPI Break-Out Cable p/n RJ21AXIAGPI-010
Cable construction: 10' - RJ-21 male to 4 DB-15 male connectors (order 2 to break-out Axia full GPI node or Element console GPIO module)

Note - All red part numbers indicate customer specified cable lengths. Substitute from 010' to 250' in place of stock length shown to order a custom length.



SH+ 66B Punch Blocks
w/ integrated RJ-21 (female) connector p/n 11616
also available - w/ 2 integrated RJ-21 (female) connectors p/n 15811

A
U
D
I
O

G
P
I