


# StudioHub+ Solutions for Henry Engineering

StudioHub+ Adapter to convert these Henry Engineering Products to RJ-45 Connectivity



**StudioHub+ P/N ADAPT-HENRY**



**Autoswitch (rear)**



**Autoswitch (front)**

Use the StudioHub+ Henry Adapter to connect StudioHub+ to any of these products.



**AUTOSWITCH**

(Purchase 4 ADAPT-HENRY SH+ Adapters)



**MICROMIXER**

(Purchase 3 ADAPT-HENRY SH+ Adapters)



**MULTIPHONES II**

(Purchase 2 ADAPT-HENRY SH+ Adapters)



**STEREOMIXER**

(Purchase 5 ADAPT-HENRY SH+ Adapters)





**STEREOSWITCH**

(Purchase 4 ADAPT-HENRY SH+ Adapters)



**U.S.D.A. 2X4**

(Purchase 3 ADAPT-HENRY SH+ Adapters)

|  | <u>Patch Cable Length</u>     | <u>RS P/N PATCH-KITSM</u> | <u>RS P/N PATCH-KITMD</u> | <u>RS P/N PATCH-KITLG</u> |
|--|-------------------------------|---------------------------|---------------------------|---------------------------|
|  <p><b>Pre-Packaged Cable Bundles</b></p>   | 1 ft. Shielded Patch Cable    | 2                         | 3                         | 5                         |
|  | 2 ft. Shielded Patch Cable    | 2                         | 3                         | 5                         |
|  | 3 ft. Shielded Patch Cable    | 2                         | 3                         | 5                         |
|  | 5 ft. Shielded Patch Cable    | 5                         | 8                         | 10                        |
|  | 7 ft. Shielded Patch Cable    | 5                         | 8                         | 10                        |
|  | 10 ft. Shielded Patch Cable   | 5                         | 8                         | 10                        |
|  | 12 ft. Shielded Patch Cable   | 5                         | 8                         | 10                        |
|  | 15 ft. Shielded Patch Cable   | 5                         | 8                         | 10                        |
|  | 20 ft. Shielded Patch Cable   | 2                         | 3                         | 5                         |
|  | 25 ft. Shielded Patch Cable   | 2                         | 3                         | 5                         |
|  | Total Cables in each Package: | 35                        | 55                        | 75                        |
|  | <u>Adapters</u>               | <u>RS P/N ADAPT-KITSM</u> | <u>RS P/N ADAPT-KITMD</u> | <u>RS P/N ADAPT-KITLG</u> |
|  <p><b>Pre-Packaged Adapter Bundles</b></p> | RJ-45 to XLR (Male) Adapter   | 10                        | 15                        | 20                        |
|  | RJ-45 to XLR (Female) Adapter | 10                        | 15                        | 20                        |
|  | RJ-45 to 1/4" adapter         | 5                         | 15                        | 20                        |
|  | RJ-45 to bare-end             | 5                         | 15                        | 20                        |
|  | Total Cables in each Package: | 30                        | 45                        | 80                        |