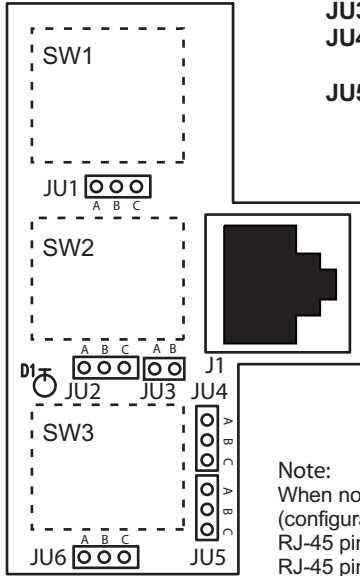


RJ-45 Remote Control Adapter for Three Push Button Panel

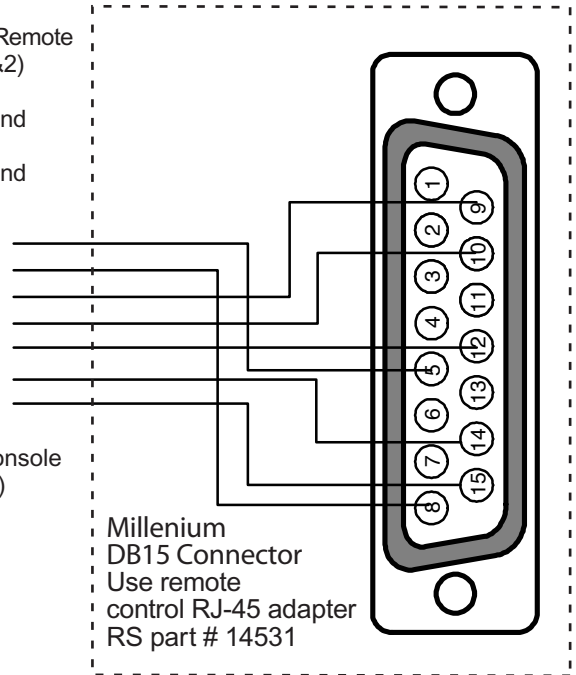
RS part # SH-3BUTRJ (incandescent model - pre 2016)

- JU1/2/6** - Local/Remote Lamp Control
Jump A & B for Remote / Jump B & C for Remote
- JU3** - Remove for Millenium Console (Config. 1&2)
- JU4** - 15v/G to Lamp
Jump A & B for 15v / Jump B & C for Ground
- JU5** - 15v/G to Switch
Jump A & B for 15v / Jump B & C for Ground

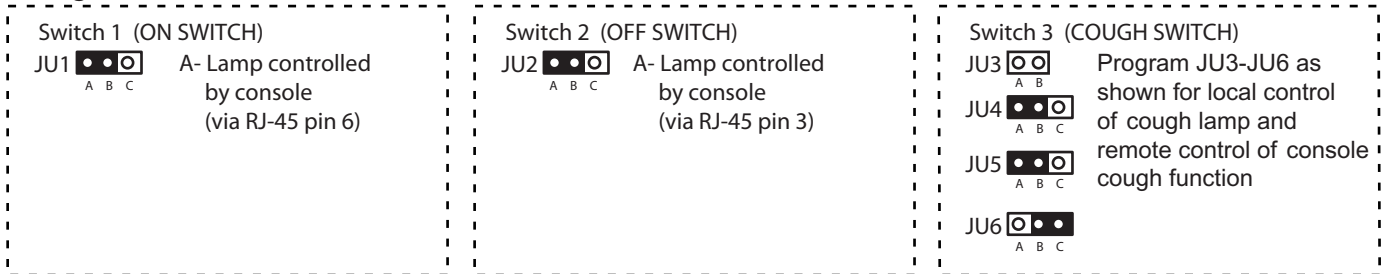


- 1 (wht/org) → Channel off control
- 2 (org/wht) → Cough/Cue control
- 3 (wht/grn) ← Off lamp status
- 4 (blu/wht) ← Ground
- 5 (wht/blu) → Channel on control
- 6 (grn/wht) ← On lamp status
- 7 (wht/brn) ← +15V DC
- 8 (brn/wht) ← Lamp-3 status
(no connection from console in configurations 1 & 2)

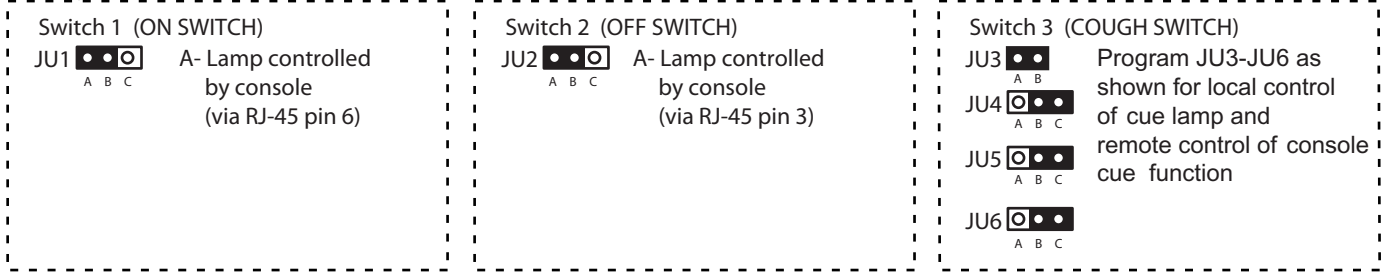
Note:
When not used with Millenium Consoles
(configurations 3 & 4)
RJ-45 pin 4 is switch common
RJ-45 pin 7 is lamp common



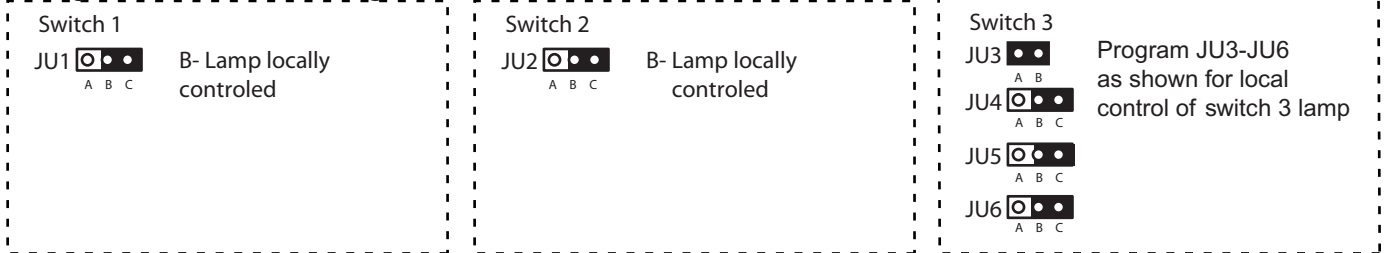
Configuration 1 - ON/OFF/COUGH Control via Millenium Console



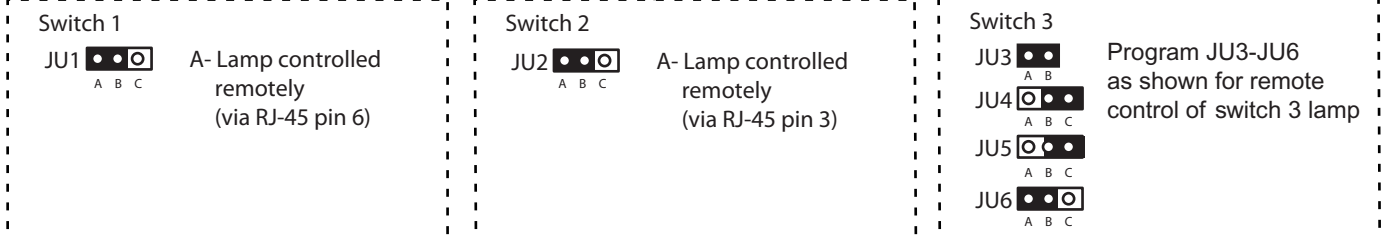
Configuration 2 - ON/OFF/CUE (IFB) Control via Millenium Console



Configuration 3 - On/Off/Cough for Axia GPIO



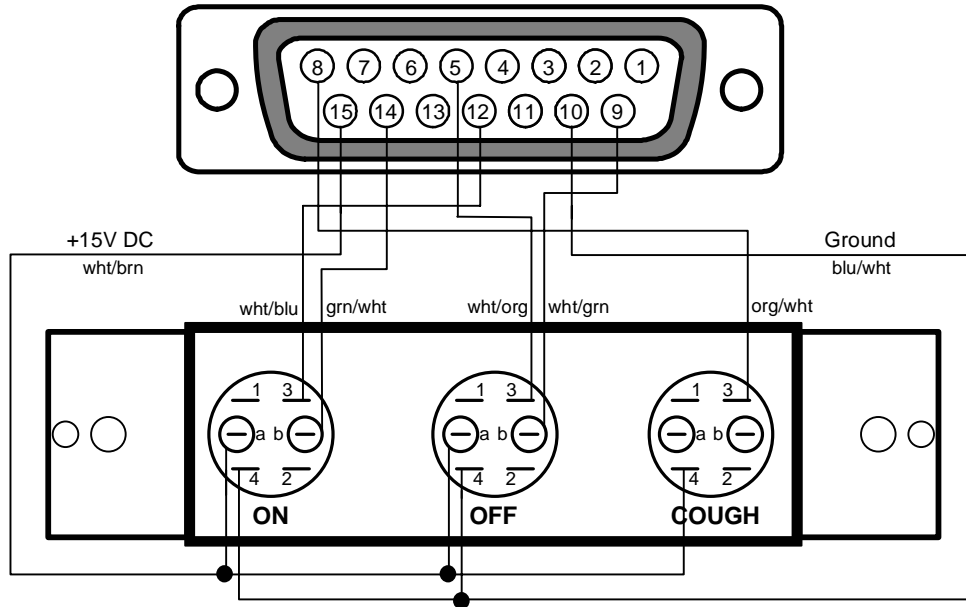
Configuration 4 - Three Button Control with Remotely Controlled Lamps



Radio Systems Millenium Remote Control Wiring for SH-3BUT Mic On/Off/Cough (A input only shown)

Hard-Wiring Diagram for SH-3BUT version

RJ-45 PIN # (Color)	"D" PIN #	Function	Input/Output	Signal
1 (wht/org)	5	Channel Off Control - Input A	Input	Active when pulled to ground
2 (org/wht)	8	Cough	Input	DC
3 (wht/grn)	9	Off Lamp	Lamps	DC
4 (blu/wht)	10	Ground		Ground
5 (wht/blu)	12	Channel On Control - Input A	Input	Active when pulled to ground
6 (grn/wht)	14	On lamp	Lamps	DC
7 (wht/brn)	15	+15V DC	Power	DC



Pins	Contact
1-2	Normally Closed
3-4	Normally Open
A-B	Lamp

Model SH-3BUT 3 Push Button Plate Shown
Also available – Model SH-3BUTRC with RJ-45 connector

RJ-45 Adapter Diagram for SH-3BUTRJ version

USE - RJ-45 Remote Adapter RS part# 14531

Use for CAT-5 / RJ-45 patch cord connectivity between SH-3BUTRC (RJ-45 push-button panel version) and Millenium console remote control interface
DB-15 to

