



3-BUT Panel Control Via Wheatstone Blade GPIO

Typically used for ON/OFF/COUGH Control

made to work with StudioHub+ SH-3BUTRJ15V panel (with 15V LED's)




Note – user must program Blade for Switch and LED Functions

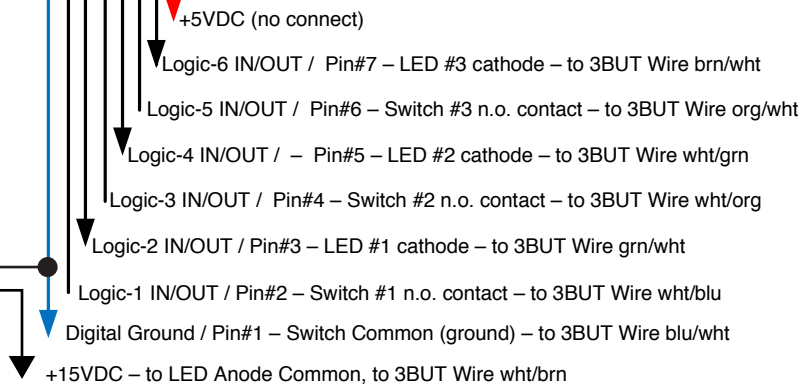


StudioHub+ Break-Out Adapter
(for 2 Blade GPIO Ports)
Part# ADAPT-GPI

To StudioHub+ Power Supply Connector
or other +15VDC Power Source



Yellow Pin 1 -15VDC (no connect)
Black Pin 2 Ground
Red Pin 3 +15VDC



SH-3BUTRJ5V Required Pin Programming (note: 15 volt LED model must be utilized)

Switch 1 (ON SWITCH)		Switch 2 (OFF SWITCH)		Switch 3 (COUGH SWITCH)	
JU1	JU1	JU2	JU2	JU5	JU5
Lamp controlled remotely (via RJ-45 pin 6)	Lamp controlled locally (via On Switch)	Lamp controlled remotely (via RJ-45 pin 3)	Lamp controlled locally (via OFF Switch)	Lamp controlled remotely (via RJ-45 pin 8)	Lamp controlled locally (via COUGH Switch)