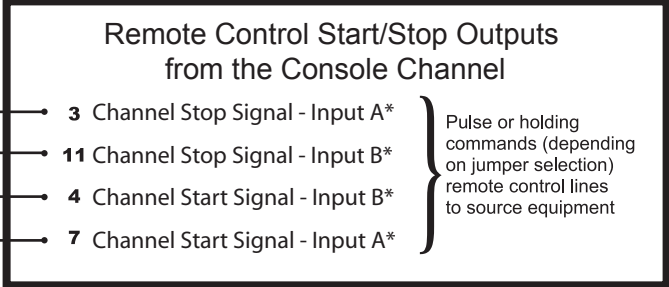
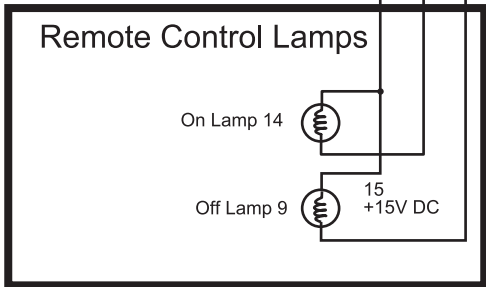
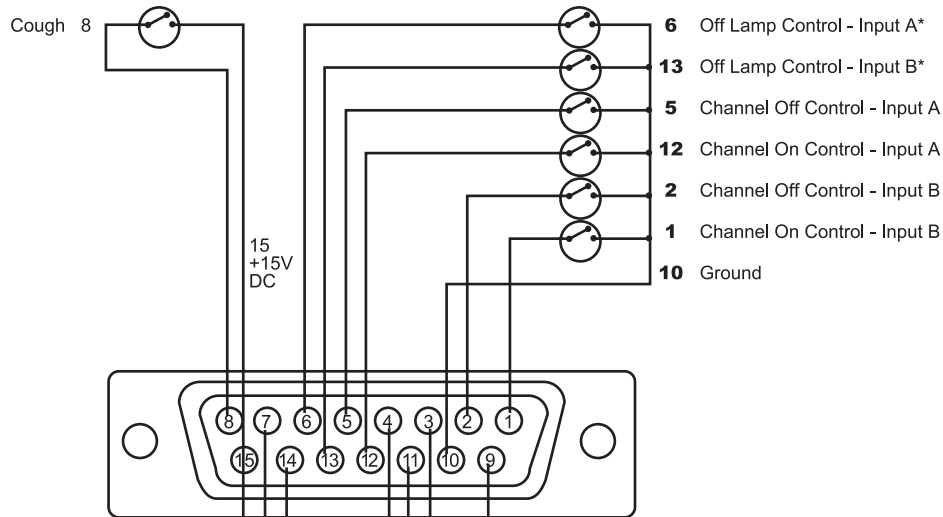


Millenium Console Remote Control PROM

Providing Special Operation of Bus Selector Switches for the Visually Impaired (see notes below)

Part #15401 for Analog Consoles Control Board Revs 10882C,D,E

Remote Control On/Off Inputs to the Console Channel



Functions Descriptions

Pin #	Function
1	Input to turn the console channel on if input B is selected
2	Input to turn the console channel off if input B is selected
3	Output from the console to stop a source if input A is selected
4	Output from the console to start a source if input B is selected
5	Input to turn the console channel off if input A is selected
6	Input to turn the console channel on if input A is selected
7	Output from the console to start a source if input A is selected
8	Holding input to turn the console channel off (cough function)
9	Remote channel off lamp
10	Ground
11	Output from the console to stop a source if input B is selected
12	Input to turn the console channel on if input A is selected
13	Input to turn the console off lamp on if input B is selected
14	Remote channel on lamp
15	+15V

Notes

*These functions require programming on the input control card. See preceding page for details.
Control inputs to the console (pins 1,2,5 & 12) require a momentary contact to ground to activate.
Lamp Control inputs to the console (pins 6 & 13) require a holding contact to ground to activate.
Control outputs from the console (pins 3,4,7 & 11) are open collector lines which go low (to ground) when activated.
The cough button (pin 8) requires a holding connection to +15 volts (pin 15) for the duration of the function.

Special PROM Functions affecting the Program Buses

Program, Audition and Telephone stay on full time and do not allow operator intervention to turn them off.