

For Assy:  
DAMIXER  
Rev: 8/1/2007

# Radio Systems Part # DAMIXER

## 8 Output DAMixer (for internal console mount)

### Description

This optional, compact circuit card installs internally in Millenium consoles and may be connected to any console audio output(s) to distribute signal to multiple sources. The card features bridging inputs, low impedance outputs, and independent level adjusts for each output.

### Installation

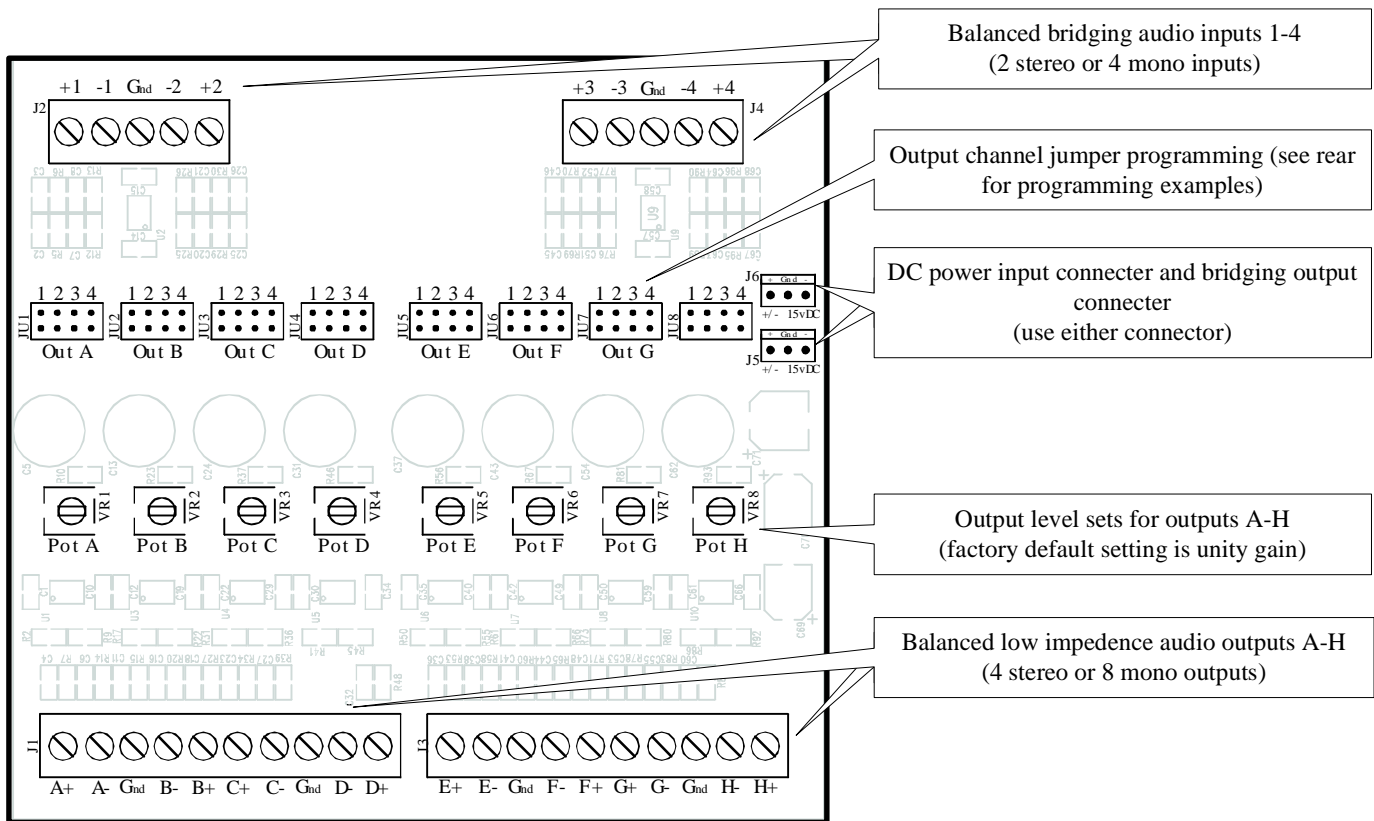
Use the plastic pins supplied to mount the circuit card on any free slot on the console inside rear wall. Supply DC power via the three wire cable from any auxiliary DC output connector on any lower console circuit board. The second DC connector can be used to supply DC to power additional console option boards.

### Applications

Use the DA/MIXER to distribute program or audition audio, create a mono program blend or a "mix-minus" feed of multiple signals. On analog Millenium consoles, the DA/MIXER may also be wired to loop through channel patch points (while leaving the loop-through jumpers in place) to "pick-off" and distribute individual channel audio. The DA/MIXER, used in this application, will balance and buffer the audio, maintaining the integrity of channel audio as it exits the console.

Each of the 8 outputs can be jumper programmed to deliver one or any mix of the 4 inputs. Thereby, multiple stereo outputs can be created by jumpering one input to multiple outputs. A mono mix of stereo inputs can be created by jumpering a signal output to multiple inputs. A "mix-minus" output can be created by jumpering one input to multiple outputs with additional inputs to the same outputs.

See rear for programming examples of various configurations and applications.



When ordered with the console, this optional board will normally be factory installed and operational. For field installation, use the four plastic standoffs provided to mount the board on the inside rear console wall near the associated input or output. Connect the 3-pin power connector to any available 3-pin power port (+/-15v DC & Ground), on any lower console circuit board.

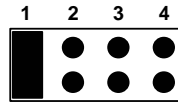
Information Grid	
Manufactured Date:	2007-Present
Status:	Current
Application:	RS-Series / Millenium-A / Millenium-D Console
Notes:	

**radio**  
SYSTEMS

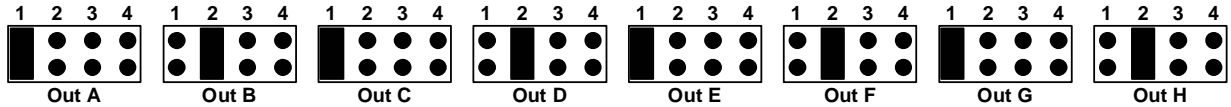
601 Heron Drive · Logan Township, NJ 08085  
856/467-8000 · 856/467-3044 Fax · sales@radiosystems.com  
www.radiosystems.com · www.studiohub.com

# Programming Examples

## Various Output Configurations and Applications for the Radio Systems DAMIXER Console Option Card

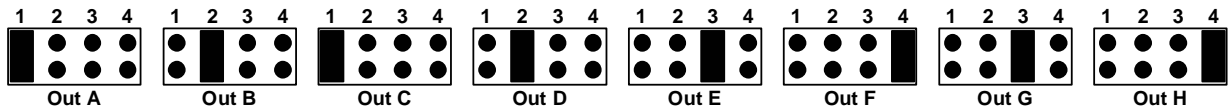


Output Programming Jumpers JU1-JU8  
(black over pin 1 indicates user installed jumper)



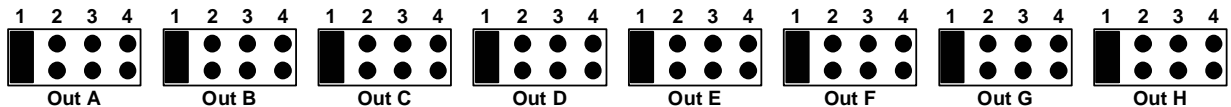
### Stereo DA - 1x4

Single stereo input (1/2) to 4 stereo outputs (A/B, C/D, E/F, G/H)



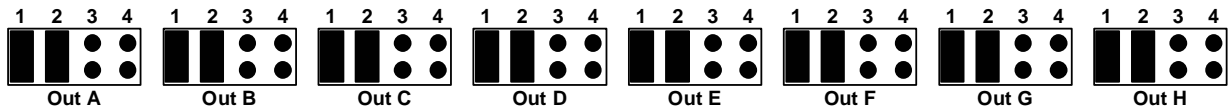
### Dual Stereo DA - 2x2

Dual stereo input (1/2)+(3/4) each to 2 stereo outputs (A/B, C/D)+(E/F, G/H)



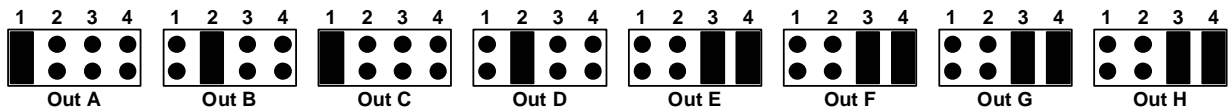
### Mono 8 Output DA - 1x8

One mono input (1) to 8 mono outputs (A,B,C,D,E,F,G,H)



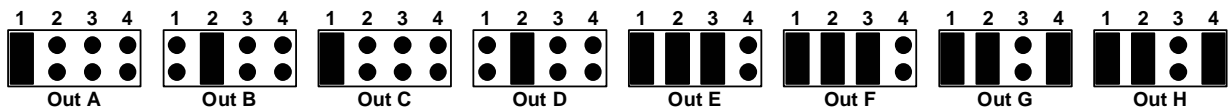
### Stereo Summing 8 Output DA - 2x8

One stereo input summed to 8 mono outputs



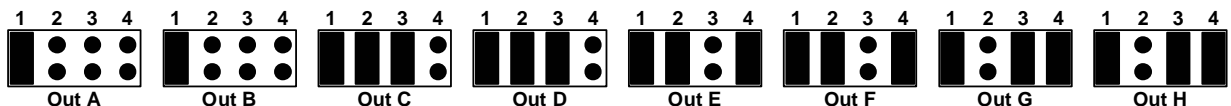
### Stereo DA - 1x2 / Mono DA - 1x4

One stereo input (1/2) to 2 stereo outputs (A/B,C/D) and one stereo input (3/4) mixed to 4 mono outputs (E,F,G,H)



### Stereo Program with 2 Summed Mix-Minus outputs - 1x2 with 3 Mix-Minus

One stereo input (1/2) to 2 DA outputs (A/B,C/D) plus two mix-1 outs (E,F) and two mix-2 outs (G,H)



### Mono Program with 3 Mix-Minus Outputs - 1 with 4 Mix-Minus

One mono input (1) to 2 DA outputs (A,B) plus three sets of mix-1, mix-2, and mix-3 outputs (C,D/E,F/G,H)

